


# CMRQ108

6.5" two-way high-end loudspeaker



CMRQ108 is a 6.5" two-way low impedance high-end loudspeaker in a stylish design loved by architects and interior designers. These in-wall / in-ceiling speakers are very easy to integrate in high-end audio chains or cinema surround systems and will offer a soundstage, unheard in its price range.

This rectangular loudspeaker is 8 ohms standard, but can easily be switched to 12 ohms. This way you can use two speakers in parallel on one amplifier channel, giving a total load impedance of 6 ohms, a standard for most surround receivers.


The housing is made of high quality ABS with thin edges. The grille is made of steel and even without the grille the CMRQ108 looks fantastic.

The speaker has a 6.5" bass mid-speaker with a Kevlar cone and low loss rubber surround. High frequencies are covered by a 1" silk dome tweeter that is pivotable what makes it possible to adjust the sound direction what allows you to create the perfect sound exactly where you want to enjoy the music.


## TECHNICAL SPECIFICATIONS

height in mm	296	width in mm	196
depth in mm	78	cutout in mm	275 x 175
loudspeaker system	2-way	woofer size in inch	6,5
woofer cone material	Kevlar	tweeter size in inch	1 pivotable
mounting system	6 screws	colour	white
impedance in ohms	8/12	low impedance power in watts	120
SPL 1W/1m in dB	85,4	max SPL 1m in dB	107
frequency response in Hz	45 - 25K	main construction material	ABS plastic
grille main material	steel	IP rating	60
applicable low impedance	Yes	applicable in 100V	No

MORE PICTURES




ACCESSORIES



**T60**

8 ohms / 100 volt transformer, 60 watts



**T20**

8 ohms / 100 volt transformer, 20 watts



**CMRQ108BB1**

in-wall metal backbox with internal damping for CMRQ108